



CS Adventurous



# CS Adventurous



## Camping has never looked so good

Built on quality, perfected with style, comfort and all the conveniences you need, the CS Adventurous was designed with the heart of a camper in mind. The efficient, compact, and fun CS Adventurous has everything you would ever need for all your outdoor adventures. The CS Adventurous is not your traditional RV, with its sleek styling and size, ease of driving and great fuel economy, no destination is off limits. With seating for six, sleeping for three, and plenty of interior storage, it's camping in a way you never imagined.

Available with

**ECOTREK**  
TECHNOLOGY BY ROADTREK






<b>Base Model</b>	Mercedes Sprinter 3500
<b>Travel Capacity</b>	Six
<b>Sleeping Capacity</b>	Three
<b>Dining</b>	Front & rear
<b>Engine</b>	3.0 L CRD V6 turbo diesel BlueTec®
<b>Batteries</b>	Two 6 V AGM, 2,400 W
<b>Water Heater</b>	Propane, 11 L/3 U.S. gal., 10,000 BTU
<b>Water Capacity</b>	
<b>Fresh</b>	125 L/33 U.S. gal.
<b>Black</b>	40 L/10 U.S. gal.
<b>Gray</b>	80 L/21 U.S. gal.
<b>Tow Weight</b>	7,000 lbs. (3,200 kg)
<b>Tongue Weight</b>	750 lbs. (340 kg)

## Interior Color Options

### Cabinetry



*Cherry*



*Bamboo*



*Ebony*

### Main & Accent Fabric




*Tan*



*Platinum/Onyx*

### Leather Seating



*Tan*




*Platinum*




*Onyx*


## Exterior Paint Options




*White*



*Brownstone Metallic*



*Silver Ice*



*Champagne Pearl*



*Charcoal Gray*

## Features

- Expanded galley features a 7 cu.ft refrigerator with freezer, convection microwave & two burner propane stove
- Hydronic heating system provides in-floor radiant heat throughout coach
- Comfortable & spacious permanent bathroom with stand-up shower
- Heated driver & passenger seats
- Enhanced safety features including blind spot monitoring, collision & lane keeping assist, rear view camera & navigation system



# CS Adventurous

## Specifications

Exterior length	22' 9" (6,945 mm)
Exterior width (without mirrors)	6' 8" (2,025 mm)
Interior aisle width	28" (710 mm)
Exterior height (with roof AC)	9' 7" (2,920 mm)
Interior standing height	6' 3" (1,910 mm)
Wheelbase	170" (4,325 mm)
Gross vehicle weight rating	11,030 lbs. (5,003 kg)
Occupant & cargo carrying capacity*	3,000 lbs. (1,350 kg)
Gross combined weight rating*	15,250 lbs. (6,915 kg)
Towing – tow weight*	7,000 lbs. (3,200 kg)
Towing – tongue weight*	750 lbs. (340 kg)
Fuel type	Diesel
Fuel capacity	92.7L / 24.5 U.S. gal.
Fresh water capacity	125 L/33 U.S. gal.
Black holding tank capacity	40 L/10 U.S. gal.
Gray holding tank capacity	80 L/21 U.S. gal.
Storage capacity (with options)	1,880 L/66 cu. ft. (2,220 L/78 cu. ft.)
Rear king sleeping maximum (width x length)	69" x 78" (1,750 mm x 1,980 mm)
Rear twin bed sleeping (width x length)	25" x 78" (635 mm x 1,980 mm)
Front single bed (width x length)	22" x 76" (560 mm x 1,930 mm) – optional feature

\* Refer to [www.roadtrek.com](http://www.roadtrek.com) for more details.

## Peace of Mind RV Warranty

Six year unlimited mileage/km, Peace of Mind motorhome warranty, covering the manufacture of the motorhome, appliances, electronics, plumbing and EcoTrek™ batteries. Original manufactures warranty on all appliances will be applied first.

Warranty excludes the complete chassis and AGM batteries which have a normal one year manufacturer's warranty.

## Chassis Warranty

3 year/36,000 mile or 60,000 km base limited warranty and 5 year/100,000 mile or 160,000 km limited diesel engine components warranty as offered by Mercedes. Refer to chassis manufacturers' website for details.

Roadtrek Motorhomes Inc. reserves the right to make changes at any time, without notice, in colors, materials, equipment, specifications and models. This information is intended as a guide only; please visit [www.roadtrek.com](http://www.roadtrek.com) for a complete list of specifications and options. Some motorhomes may be shown with equipment that is optional. Accessories shown in the photography are not included.

### Find Your Roadtrek



[www.roadtrek.com](http://www.roadtrek.com)

### Connect With Us



[facebook.com/roadtrek](https://facebook.com/roadtrek)



[twitter.com/roadtrekmh](https://twitter.com/roadtrekmh)



[youtube.com/roadtrekmotorhomes](https://youtube.com/roadtrekmotorhomes)

Roadtrek Motorhomes Inc. 100 Shirley Avenue, Kitchener, ON Canada N2B 2E1 | Toll-free: 1.888.ROADTREK (762-3873) | Phone: 519.745.1169 | Fax: 519.745.1160

## Coach Features

	Standard	Optional
Air conditioner – 110 V, 11,000 BTU roof mount	X	
Air conditioner – undermount, 12V, 30,000 BTU with self shut off		X
Armoire – with adjustable shelves & drawers; interchangeable with right 2 <sup>nd</sup> row seat		X
Awning – 13' 2" (4,000 mm) power awning	X	
Bathroom – permanently enclosed with sink & shower	X	
Batteries – two 6 V AGM, 2,400 W	X	
Batteries – four 6 V AGM, 4,800 W		X
Connection – external - 110V / 30 AMP with detachable power cord	X	
Detectors – smoke, propane & CO	X	
EcoTrek Lithium Power Module (200 or 400 AMP)		X
E-Trek package – 6 additional 6 V AGM batteries (4,800 W available), 240 W solar panel & 3500 W under hood generator		X
E-Trek luxury package – EcoTrek 800, 470 W solar panels, under hood generator, VoltiStart & GoSun solar oven		X
Furnace – propane in-floor radiant heating, 10,000 BTU	X	
Generator – conventional – propane with remote-start, 2.5 kW		X
Generator (underhood) - 12V, 3,500W, two additional 6V AGM batteries		X
GoSun solar cooker		X
Home theater system with 5.1 surround sound & dual center speakers with DVD, CD, AM/FM radio, dual use rear speakers	X	
Mattress – single folding for 1 <sup>st</sup> & 2 <sup>nd</sup> row seats		X
Microwave oven – 110 V convection, 28 L/1.0 cu. ft.	X	
Monitor panel – water, propane & battery charge levels, battery disconnect & generator hour meter	X	
Pantry- rounded half pantry with granite countertop (replaces 2nd row captain seat)		X
Power inverter – 12/110 V, 3,000 W with remote	X	
Portable solar cell 200W		X
Propane tank – 60 L/16 U.S. gal., 70 lbs.	X	
Rear power sofa with "Halo" leather upholstery	X	
Refrigerator – 12 V/110 V compressor driven with thermostat, 7.0 cu. ft.	X	
Screen package – Includes screen for rear cargo door & enhanced magnetic close screen for side door		X
Sewage disposal system – 12 V macerator sewage pump	X	
Solar charging system with charge control (270 W and 470 W available)		X
Stove – propane; two burner recessed with flush cover & built-in igniter		X
Stove – induction cooktop		X
Stove – 2nd induction cooktop inside standing pantry		X

TV – 24" HD flat screen on rotating bracket with remote	X
Volt Start – Auto Start Battery Protection Technology	X
Water heater – propane, 11 L/3 U.S. gal., 10,000 BTU	X
Water system – on demand 12 V with water pump	X

## Chassis Features

	Standard	Optional
4 x 4 – On-demand all-wheel drive and manually selectable reduction gear with expanded adaptive electronic aids.		X
Airbags – driver, passenger & thorax	X	
Alternator – 14 V/220 AMP	X	
Axle – rear – 3.92 (USA) 4.18 (CAN) ratio	X	
Battery – 760 AMP	X	
Brakes – anti-lock (ABS), four wheel disc	X	
Camera – rearview backup	X	
Cooling – transmission oil – external	X	
Cruise control	X	
Engine – 3.0 L CRD V6 turbo diesel BlueTec®	X	
Headlights – automatic on/off	X	
Luxury chassis OEM option package	X	
Power – 140 kW/188 HP	X	
Radio – Mercedes Becker Map Pilot Navigation System with Bluetooth & on-dash keypad, audio 15 FM/AM, aux-in, USB	X	
Receiver – Class III	X	
Stability program – adaptive (accounts for load)	X	
Theft deterrent system	X	
Tilt steering	X	
Tire storage – vehicle underside between axles	X	
Tires – LT215/85R16E black wall dual rear	X	
Torque – 440 Nm/325 lb.-ft.	X	
Traction control	X	
Transmission – automatic 5-speed heavy duty	X	
Wheels – 16" aluminum polished with steel spare		X
Wiring harness for towing – E40 wire harness & 7 pin connector	X	

## XL Chassis Package Options

The XL chassis option features a 24"1" extended Sprinter body and includes a rear access upper cabinet storage area and removable golf club bar.

Optional Coach Features only available with the XL chassis include;

Cabinet – drop down rear power cabinet for additional storage

Headboard – Stylish removable headboard with shelf

Solar panel 600 W

EcoTrek Lithium Power Module 1600 AMP

Warp Core Package – EcoTrek 1600 & 600W solar



Printed in Canada 21904060-ENG 11/15